



# SOUTH CENTRAL REGION

(Arkansas, New Mexico, Oklahoma & Texas)

# *The Communicator*

2023 VOL. 13—February

*Rose Knight, Director 2021-2023*

## The MANY Adventures of SCR Director, Rose Knight



## *Message from the SCR Director...*

### ***“Plant America – Embrace the Future”***



It is with a grateful heart that I write my final greetings to you all as SCR Director! I am grateful for all I've learned about each of our four states, for friendships, for support, and for the wonderful conventions I've visited. Above all it is about relationships for me! New friends and old I thank you for the opportunity to serve and to call you all friends!

The registration form for SCR Convention 2023 is on the website and will appear in our state newsletters. I look forward with great anticipation to the installation of Sarah McReynolds as SCR

Director on the last evening of our SCR Convention “Spring Into Green” to be held at the Embassy Suites in downtown Oklahoma City on April 19-21, 2023! Exciting tours, great programs, silent auctions, vendors, (plants, pearls) and wonderful fellowship awaits us there! Please save the date for SCR Convention 2024 to be held at the Delta Hotel in Little Rock, April 22-23, 2024. You will hear more about 2024 in Oklahoma City.

I am thankful for the response to the SCR Gardening Hero for SCR Scholarships! What a wonderful way to Embrace the Future. We will be honoring five new Heroes at Convention 23. It is not too late to honor someone from your club! The SCR Gardening Hero entry form is available in the SCR Communicator and on the SCR Website. We will announce the recipient of the term scholarship of \$2000 thanks to your support of this endeavor.

Heather White, SCR Penny Pines Chairman will announce the winners of our SCR contest for this year at Convention. Heather has offered great leadership as our chairman, and I am grateful to her! I am very proud of what our region has done under her leadership and hope that our interest in reforestation will not wane in the new term. My expectation is that our region will continue to help reforest America one plantation at a time!

Rose Schultz and Linda Jean Brown will announce the award winners for adults and youth at the convention! Nancy Rana, SCR Alternate Director will be announcing the 2 winners in the Director's project “Fun With Pollinators”. I'm excited to see who they are and hear about their projects with youth.

I look forward to seeing all of you in Oklahoma City in April! For now, and the future let's all continue to “Plant America,” play outside, and embrace the future!

*Rose*







# OKLAHOMA CITY

## THE FORMER FLYOVER CITY

**But, NO MORE!** Join us at Convention and see what you've been missing!

The 2023 SCR Annual Convention is being held April 19, 20 and 21<sup>st</sup>, conveniently near downtown OKC. The hotel, Embassy Suites, has been carefully chosen to provide comfort and accessibility, along with delicious meals and special amenities, such as a free hot breakfast and evening reception. To make your hotel reservations, click this link: [Garden Club Convention](#) (important: check your dates – if you need to change the date, click “Edit Stay” link at the top of the page).

We will provide entertaining speakers, fun workshops, and a relaxed day to enjoy downtown, The tour will begin on Wednesday, April 19<sup>th</sup>, with staggered guided tours of our newly-opened Scissortail Park. Lance Swearingen, Director of Horticulture, will be leading the tours. Scissortail Park has received a **Level II Accreditation by The ArbNet Arboretum Accreditation Program and The Morton Arboretum**, for achieving particular standards of professional practices deemed important for arboreta and botanic gardens. The ArbNet Arboretum Accreditation Program is the only global initiative to officially recognize arboreta at various levels of development, capacity, and professionalism. Scissortail Park is also now recognized as an accredited arboretum in the Morton Register of Arboreta, a database of the world's arboreta and gardens dedicated to woody plants. A van will begin transporting you from the hotel to Scissortail Park at 9:30 and run every hour for pick-up and drop-off. This will allow you to take our streetcar around to all the attractions in downtown and Bricktown (*cost \$1/ride or \$3/day – on your mobile phone or at the kiosk*). You can visit the **NEWLY-RENOVATED Myriad Gardens** (*opened end of 2022 after \$11mil renovation, tickets \$10.50/seniors \$9*), take a wassertaxi ride (*you shouldn't miss seeing the Centennial Land Run Monument, viewed best from a wassertaxi*), see a museum and enjoy our amazing restaurant choices for lunch.


To plan what you want to do, along with maps of the different districts, streetcar routes, etc: <https://downtownokc.com/>

**We look forward to treating you to what should be a very relaxing but fun convention. Sign up today!**

**April Pratt**  
**Convention Chair**







# "SPRING into GREEN"

South Central Region of Garden Clubs'  
2023 Spring Convention  
Hosted by Oklahoma Garden Clubs, Inc.  
April 19 - 21, 2023

Hotel: **Embassy Suites, Downtown Medical Center**  
741 N Phillips Ave, Oklahoma City, OK 73104  
\$129/night (total approx. \$149.25)  
405.239.3900  
Includes Free Breakfast & Complimentary Self-parking  
HOTEL CUT-OFF DATE IS MARCH 20, 2023  
[Click Here To Book!](#)

Chairmen: April Pratt 405.812.5902 [aprilgqc@cox.net](mailto:aprilgqc@cox.net)  
Melanie Spence 580.483.9712

### Wednesday, April 19, 2023

- 8:00 Registration Begins + Vendor set-up (until 5 pm)
- 9:30 Tours begin (See program for times and details)  
Touring Scissortail Park & Downtown OKC
- 2:30 Executive Board Meeting
- ☞ DINNER IS ON YOUR OWN!

### Thursday, April 20, 2023

- 8:00 Registration
- 9:00 General Business Session
- 12:00 Luncheon & Program
- 2:00 Workshop STATE Make & Take
- 6:00 Evening Reception
- 7:00 Banquet & Program

### Friday, April 21, 2023

- 8:00 Registration
- 9:00 General Business Session Continues with  
Awards Ceremony
- 12:00 Luncheon & Program
- 1:30 Workshop
- 6:00 Evening reception honoring Sarah McReynolds
- 6:30 Vendor Booths Close
- 7:00 Installation Banquet

↓ Detach Here, complete info and mail with your check:

↑ Keep this portion for your calendar!

**PLEASE PRINT clearly, completely and legibly:**

Name \_\_\_\_\_

Address \_\_\_\_\_

City \_\_\_\_\_ ST \_\_\_\_\_ Zip \_\_\_\_\_

Club \_\_\_\_\_ District \_\_\_\_\_ Phone \_\_\_\_\_

Email \_\_\_\_\_ Text OK?  Yes  No

**\*Credentials: Check all that apply.  
(don't forget to complete this  
important information!)**

1. ___ SCR Director	5. ___ District President	9. ___ SCR Life Member
2. ___ State President	6. ___ Club President	10. ___ NGC Life Member
3. ___ SCR Executive Board Mbr	7. ___ Club Member	11. ___ 1st Time Attendee
4. ___ SCR Committee Chairman	8. ___ State Life Member	12. ___ Guest/Spouse

**FULL-TIME REGISTRATION includes all meals, programs AND Workshop = total cost \$275.00**

### PART-TIME REGISTRATION:

<b>Registration fee required for all members</b>		<b>\$ 30.00</b>	<b>amt paid:</b>	<b>\$ 30.00</b>
Y/N	<b>TOUR: Wednesday</b>	<b>NO Charge!</b>		<b>\$ --</b>
Y/N	<b>Thursday Luncheon</b>	<b>\$44 .00</b>	<b>amt paid:</b>	<b>\$ _____</b>
Y/N	<b>Thursday Evening Banquet</b>	<b>\$55 .00</b>	<b>amt paid:</b>	<b>\$ _____</b>
Y/N	<b>Workshop (make &amp; take)</b>	<b>\$25 .00</b>	<b>amt paid:</b>	<b>\$ _____</b>
Y/N	<b>Friday Luncheon</b>	<b>\$53.00</b>	<b>amt paid:</b>	<b>\$ _____</b>
Y/N	<b>Friday Installation Banquet</b>	<b>\$68.00</b>	<b>amt paid:</b>	<b>\$ _____</b>

**\*LATE REGISTRATION (POSTMARKED AFTER APRIL 03, 2023) ADD \$35.00 to total**

**TOTAL ENCLOSED \$**

**Check here if you are planning to stay in the hotel so that we can confirm reservation (you must still make your reservations by calling or completing online)**

**Mail Checks: "SCR Convention 2023" To: Donna Marsheck, \*\*PO BOX 4068\*\* Bartlesville, OK 74006**

**\*\*Please note this new address**

**Please note if you have special dietary requirements: \_\_\_\_\_ No refunds after APRIL 11, 2023.**

Circle Y or N for PT attendance only



## South Central Region GARDENING HERO

### A FUND-RAISING EFFORT TO PROVIDE FUNDING FOR SCR SCHOLARSHIP FOR 2021-23 TERM

#### Scholarships, Nancy Voyles, Chairman

This chairman is happy to announce because of the generous support of the SCR Members, SCR will give a \$2000. scholarship to a student in our region. This year the SCR Scholarship is given in honor of our SCR Director, Rose Knight.

To date we have received 29 applications for SCR Gardening Hero. Certificates can be mailed to the club or presented at the convention in Oklahoma. There is still time to send in an application for your SCR Gardening Hero.

For more information about the program, contact the chairman at [nvoyles62@aol.com](mailto:nvoyles62@aol.com).

### SCR GARDENING HEROS NAMED

#### NEW GARDENING HERO STORIES

For Nancy and I it has been an immense pleasure to work together on a project as heart-warming as “**SCR Gardening Hero.**” We hope you will enjoy reading the beautiful stories of our sisters in this wonderful organization we just call garden club. We have found honoring someone in this way is inspiring to us and to the next generation of members. As you read, someone may come to mind that is a “hero” to you! What better way to “honor the past and embrace the future” as we raise funds to better educate the next generation of garden club members? Look for pictures on the SCR website.

I have been overwhelmed at the response to this effort to raise scholarship funds. I will always be grateful to the donors who have honored so many great women who have led us! We now have 29 SCR Gardening Heroes! I expect that number to round to 30 by the time we meet together for the last time this term in Oklahoma City! Through this program we have truly honored the past and we embrace the future with scholarships for tomorrow’s leaders.

Rose Knight, SCR Director & Nancy Voyles, SCR Gardening Hero Chairman

## SCR GARDENING HEROS NAMED

### NEW GARDENING HERO STORIES

**January 27, 2023**

#### **Sherie Clarkson by Eleanor Floeck**

I wish to honor Sherie Clarkson as SCR Gardening Hero for her service as a member of garden clubs for thirty years. She has served as an officer in all local clubs. She is an SCR Chairman. She is serving as Vice President for Awards on the board of TGC. She is serving as an NGC Chairman.

Sherie is very active in her community and her church. She is a member of the Herb Society and Master Gardeners.

Presented by Eleanor Floeck

April 20, 2023

#### **Sarah McReynolds by Eleanor Floeck and Sherie Clarkson**

Sarah has been very active in garden club from her local club all the way through TGC, SCR, and NGC. She has served many offices in each. She has served as TGC President as well as many of the Vice President of-fices. She is the incoming SCR Director.

She is also very active in her community. She serves as the TGC Environmental School Chairman.

Sarah is our SCR Gardening Hero!

Presented by Sheri Clarkson & Eleanor Floeck

April 20, 2023

#### **Elinor Vandergriff by Rose Garden Club of Medina, TX**

Elinor and David Vandergriff moved to Medina from Houston where Elinor was an RN. Elinor joined the Rose Garden Club of Medina in 2001. The following year she jumped right in as an active member by being a monthly hostess, in fact every year following, Elinor has been hostess at least once a year.

In 2002-03 Elinor was again involved as a hostess and gave the club a report from the National Gardener. In 2003-04, Elinor's name showed up the Yearbook on the Board Of directors as the Recording Secretary for the club and the Program & Yearbook Committee Co-Chairman which continued through 2006-07. She was also the program speaker in January of 2004 on the topic of Medina Wildflowers. She had a slide show on her computer. Now doesn't that sound like our Elinor?

In 2007-09 Elinor was on the Board as First Vice President and committee co-chairman of the Cemetery Gardens, and a member of the Community Library Maintenance group & plant Marker Project.

From 2009-11, Elinor was president of our club. She was chairman or the Cemetery Garden, and a member of the Community Library maintenance group and Plant Marker Project. She introduced the idea of a welcoming brochure for new members during this time and was co-chairman of the Landscape Book Sales, Membership and Programs & Yearbook committees.

In the 2010-11 Yearbook we see the first mention of the Medina Garden Patch. During these years the Rose Garden Club began attracting new members. That year the club went from 29 to 39 members and Elinor, as President, attributed this growth to our community involvement and service.

During the next years, 2011-13, Elinor remained on the Board as Corresponding Secretary. She continued on the Oak Rest Cemetery, Community Library Gardens, Garden Patch, Plant Sale & Raffle, and Yearbook committees.



## SCR GARDENING HEROS NAMED

### NEW GARDENING HERO STORIES

In 2013-14, Elinor stepped down from the Board, but continued as the Oak Rest Cemetery Chairman, while serving the Community Library Gardens, Garden Patch, Plant Sale & Raffle, and Yearbook committees. She was a speaker at one of the monthly meetings where she did a report on the Garden Patch.

In 2014-15, Elinor was Membership Chairman and Plant Sale & Raffle Chairman.

In 2015-17, Elinor was back on the Board of Directors as recording Secretary once again and continued as Plant Sale & Raffle Chairman. She was co-chair of Publicity and Oak Rest Cemetery Gardens. From 2016-20, Elinor was involved in the Plant Sale and the Plant Sale Raffle.

From 2019-22, Elinor was still serving the rose garden Club as Historian and as co-chairman of Oak Rest Cemetery Gardens where she continues to this day.

Elinor has always been an encourager. She likes new ideas and she's open to change and improvements. She's a big promoter of planting native plants in our area. She spent two years as RGC President and more as a board member. She grew the Plant Sale & Raffle, and she loves being in the Medina Garden Patch.

Elinor is now our great Historian and still co-chairs the Oak Rest Cemetery Gardens work crew. Elinor is always ready to advise us on past history and has been the author and updater of all the RGC History in our yearbook for the past twenty-one years.

Elinor is truly our Hero!

Presented by Rose Garden Club of Medina

February 8, 2023

#### **Eleanor Floeck by Sherie Clarkson**

Eleanor has been a long-time Texas Garden Club member. I met Eleanor more than thirty-five years ago when I was a new garden club member and we have been friends since then. She has been an inspiration and mentor to me through all those years.

Eleanor has served in almost every office in the local, district, and state for Texas Garden Clubs. She just recently "retired" as the longest serving trustee for Texas Garden Clubs, serving as chairman of trustees the last years.

Eleanor is not only a great garden club member but a true gardener, willing to share her knowledge with anyone. She and I have visited many gardens over the years.

Eleanor is what I think of as a true garden club member: always willing to help wherever she is asked and does it willingly. She is friendly to all who come in contact with her and encouraging to all. She respects tradition but is always open to new ideas.

Therefore, I would like to honor my friend, Eleanor, as an SCR Gardening Hero.

Presented by Sherie Clarkson

April 20, 2023







## NEW MEXICO STATE PRESIDENT, Christine Longthorp

*"Growing in Harmony in the Land  
of Enchantment"*

### Greetings from New Mexico,

2023 has started well with several New Mexico clubs adding new members and also some smaller clubs who have chosen to combine thereby helping to increase the energy and enthusiasm. Four of our five Districts are scheduled to hold meetings in March, which I will attend around the State, ready to report at our NMGC Annual Convention on April 10<sup>th</sup> and 11<sup>th</sup> here in Albuquerque.

Our NGC President, Mary Warshauer, will be attending our State Convention and we are very excited to welcome her as our guest here in the Land of Enchantment. The theme is "Diamonds in the Desert" and lends itself splendidly to a Petite Flower show which we anticipate will be great fun for all to enter. Our speaker, Joan Karrie is also a Garden Club member, and a member of the Gem and Mineral Society. Her program will educate us all in the richness of our landscape, bringing to life our desert, and encouraging us to look for the "Diamonds in the Desert".

Debra Sorrell will be installed as our NMGC State President which makes this my last message after being State President for four years. I have enjoyed every minute as NMGC State President, even throughout the lockdown and period where our State required us to not meet in person. I have watched and encouraged as all clubs take stock and start this year especially with a renewed vision and plans to do more community outreach and education.

We will have hosted the NGC Instructor Symposium by the time you read this, hopefully creating wonderful SW memories for all who attend. Our Albuquerque Council of Garden Clubs is hosting a Standard Flower Show in June and will be supporting the New Mexico State Fair Flower Show again in September.

As our new State President, Debra begins her term and travels around the State. I will be joining her as she helps clubs keep up the enthusiasm and continue to grow. I have made great friends all over the Nation during these years and plan to continue those friendships for years to come.

Thank you all for your support, I so appreciate it.

*Christine Longthorp*

NMGC President 2019-2023



# OKLAHOMA STATE PRESIDENT, April Pratt

## "The FUTURE Starts with Us!"

### Greetings from Oklahoma,

Brrrr. It is brutally cold here today, with ice and sleet hitting the windows. It's a great day to stay home, writing reports and anticipating the coffee break later today, spending it with this stack of beautiful seed and plant catalogs right beside me!

Here's a few things that have been happening in Oklahoma!



Patio Garden Club, Marlow and DAR members decorated memorials at the Ardmore Oilman Memorial, Veteran's Center-all War Memorials and Ardmore's NGC Blue Star Memorial.

Pictured: Royce Groeschel and Sandy Alexander.

Patio GC members visit OKC Myriad Gardens, October



Patio GC members visit OKC Myriad Gardens, October



Lakeside Garden Club's own musical talent, Lizzie Watkins, gave a beautiful Christmas Music vocal performance at their December Luncheon.

Grand Lake. Ann Torres, president, presented special guest, April Pratt with a hand painted birdhouse



Brooke Downey of the Jay OK OSU Extension office, presented the Lakeside Garden Club January program on the correct soil collection procedures for testing along

I've been traveling all over the state attending meetings and conventions. We have such great people, doing great things, and the kindness and graciousness I have experienced at each one of these events has blessed me immeasurably.

We are excited about hosting SCR's Annual Convention, April 19-21, 2023 (registration form is in this issue). We are working diligently to make this the very best convention ever! Don't miss being here with us in Oklahoma -- to have the opportunity to thank Rose Knight for her great leadership and to celebrate Sarah McReynolds' installation for the upcoming term.

*Affectionately, April Pratt*



Oklahoma Council of Flower Show Judges and the Oklahoma Iris Society held an NGC Standard Flower Show

*"For the Love of Flowers"*  
Saturday, February 4th, 2023

in the Ed Lycan Conservatory at Will Rogers Gardens







## ARKANSAS STATE PRESIDENT, Terri Waterman

### “DIG, PLANT, GROW”

Greetings from Arkansas!

As I write this article Arkansas is in the midst of quite a winter storm with ice, snow and freezing weather across the state. Hopefully by the time you read this we will be thawing out and we won't have lost too many of our garden plants to these freezing/warming cycles we've been having.

I'm happy to say that we have finalized plans for our 2023 State Convention meeting in Hot Springs on April 5-6 at the Doubletree by Hilton Hot Springs. The registration form can be accessed on our website, [arkansasfgc.net](http://arkansasfgc.net). Our after-luncheon speaker will be Rand Retzloff, owner and landscape designer for Grand Designs. His Little Rock landscape company specializes in shade and native gardens in natural settings and he is in demand as an industry speaker. Arkansan gardeners may have bought hard to find native plants from Rand's booth at previous Flower & Garden shows, which are no longer being held, so we are excited that he will also bring plants to our meeting as a vendor.

We are honored that our National Garden Clubs' President, Mary Warshauer, will be installing our 2023-2025 State Officers and District Directors at an evening banquet on April 6<sup>th</sup>. We haven't had an evening installation in quite a few years and this one will be preceded by a President's Reception, allowing members to meet our NGC President as well as our incoming State President, Pam Ellis. There will also be a Fashion Show as a Flower Show School fundraiser. The beautiful clothes and jewelry from a favorite local boutique, The Accessory Gallery, will be modelled by our own garden club members.

Some members may not realize that we always have two meetings of the Arkansas Judges Council at a banquet on the evenings preceding our State Convention and our Mid-Year Board Meeting. This year the Judges Council meeting will be on April 5<sup>th</sup> and we have secured Julie Spear, a renowned floral designer and speaker, to present "Fun with Flowers". Julie has presented programs and workshops all around the country, including the Philadelphia Flower Show, as well as internationally.

Please continue to check our AFGC website, as well as the SCR and NGC websites. There is a wealth of wonderful member resources available nationally – including great videos that could be used for garden club programs as well as mentoring materials for garden club presidents and members. This is my last President's article for the Communicator and I have enjoyed sharing news and tidbits with everyone from SCR. Farewell and I look forward to the future.

*Terri Waterman*



**TEXAS STATE PRESIDENT,  
Gwen DeWitt**

**“To Preserve the Past,  
Serve the Present and  
Insure the Future.”**

My term as TGC Inc. President is rapidly coming to a close. 2022 ended with a whirlwind of activities. It was a season of family gatherings, parties, and the last few garden club events for 2022. Of course, I upped my schedule by adding puppies to my life. We added Chupy, a rescue pup dumped at the ranch and in a moment of complete insanity, Scout, an adorable golden retriever!

I visited Spring Lake Garden Club in San Marcos in September to celebrate their 50<sup>th</sup> anniversary and give a program on fall gardening. Then it was on to St Louis for the Fall Board Meeting. As part of the meeting, we visited the NGC Inc. Headquarters, which is a beautiful building filled with art, sitting on six acres of garden. Our headquarters is located next to the Missouri Botanical Gardens. Sarah McReynolds and I hiked across the gardens to view the Chihuly glass exhibit.

October was crazy with SAJC Symposium in San Antonio, my first experience with the judging side of Flower Show. I must admit, it gave me insight into why my designs haven't received the score I thought they deserved!

October brought a trip to Headquarter for the TGC Fall Board Meeting in Fort Worth with meetings for Trustees, Finance, and Scholarship. We gathered together for dinner the night before the formal board meeting for good fellowship and food. We were able to see an improvement to the grounds from early fall rains when we attended the Board Meeting at headquarters.

Grapevine Garden Club invited me to attend their 90<sup>th</sup> anniversary. I stayed with Sharon Swagarty, the new District II Director. Sharon graciously invited me to spend the night with her. I was privileged to be a part of their celebration, presenting them with a certificate for 90 years.

In 1932, Grapevine Garden Club purchased twelve ounces of giant zinnia seeds from Nicholson's, a store in Dallas to hand out at the Austin Drug store to the public. The recipient agreed to enter one or more of the flowers grown from the seeds in a horticultural show to be held at the public library. The show had 43 zinnia exhibits and 69 mixed flower entries. The club voted to make the zinnia the club flower. As a part of the 90<sup>th</sup> anniversary celebration packets of zinnia seed were used as table favors. I picked up several packets!

Gwen DeWitt Continued-

I traveled to the Dallas Fort Worth area for the third week in a row for the DFSJFG Mary Musick Program and Luncheon with Gay Estes. I enjoyed an overnight stay Dana Serafine and dinner with several of the DFSJFG members along with Gay Estes the night before. Gay's program and botanical art exhibits were amazing!

October ended with a Blue Star Memorial Dedication in Aransas Pass. Hibiscus Garden Club hosted a ceremony with the Corpus Christi Veteran's Band. I was privileged to give the history of the Blue Star Memorial Program. Pat Simon a Col., US Army retired, and local TV celebrity was Master of Ceremonies with Vanessa F. Hicks-Callaway Lt. Col., US Army retired gave a military tribute. It was a moving ceremony.

Spade and Trowel Garden Club of Gonzales invited me to give a program on Fall Gardening in November on election day. Happy to report, the husband was reelected to serve four more years as Bee County Commissioner. I served as the Master of Ceremonies for Veteran's Day for the 65<sup>th</sup> annual Veteran's Day program in Beeville. My very first job for Beeville Garden Club was to put together the annual Veteran's Day program 35 years ago!

In December I travel to Cotulla Garden Club to give a program on bees and then on to Houston for the Federation Gala. So, ends 2022!

January brought cedar fever – three weeks with no voice, hacking cough, and asthma. I was feeling marginally better in time for Environmental School at Old Fort Parker. The graduation ceremony was a hoot, complete with black garbage bag gown and pizza box mortar board. Of course, I had a manly voice!

February brings my final class for Gardening School sponsored by District VII in San Antonio. I'm excited because after I complete those classes I will have my Consultancy in both! I'm looking forward to the SCR Convention where dear friend Sarah McReynolds will be installed as the new SCR Director. I have been privileged to serve with current SCR Director Rose Knight. She is a treasure.

Then it's on to San Antonio for our Spring Convention where we will celebrate the end of my amazing term as president. Think tropical breezes and Aloha clothes for a fun filled convention where we will welcome Lee Taylor and her crew for the new term!

I wind up my adventures with a trip to West Virginia for the NGC spring convention. Mary Warshauer, our NGC President, has been a gracious leader and a joy to serve with. I look forward to Brenda Moore's term and serving on her board as a part of the school committees.

*With Regards, Gwen DeWitt*





Texas Size Fun!



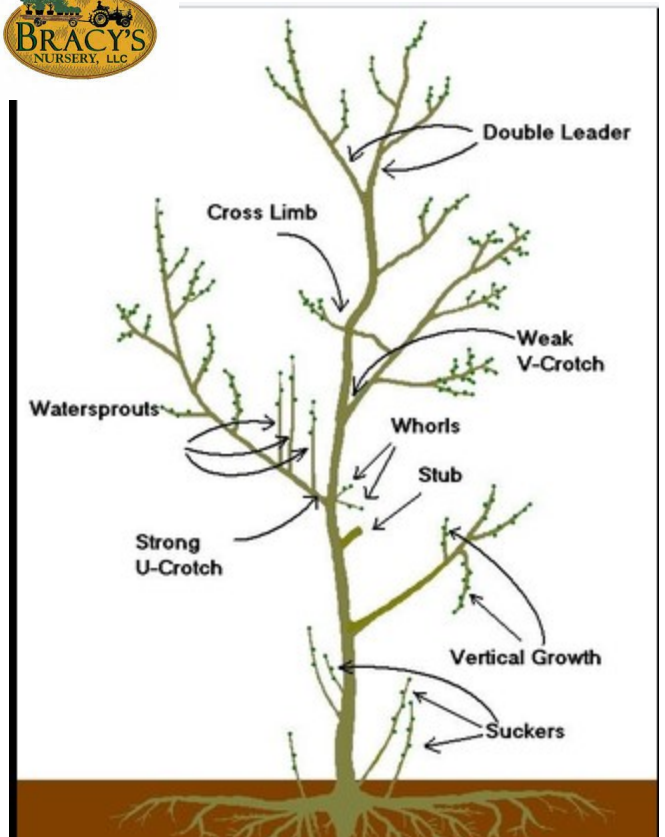


## **TREES—Lucy Clinton, Chairman**

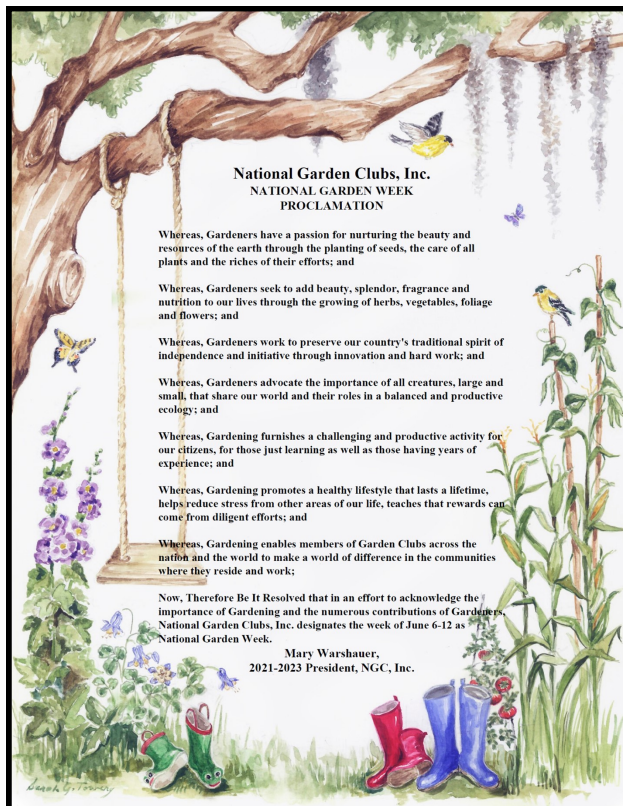


Donna Marsheck shared a great illustration from Bracy's Nursery that is filled with valuable information on pruning on Facebook.

February is usually an ideal month for pruning in our area. Line up friends, husbands, sons, or grandsons for tackling the job for a couple of hours. If you have to, make an appointment with a tree surgeon. Don't try to do too much. Remember how ugly total cropping of the top looks and it doesn't get better with time. In most cases, we can work on one or two trees a year so it is not such a big job and a large expense. Hopefully, in my area the roses, hackberries, oaks, and other trees that budded before the last bout of weather will go ahead and continue to grow.



## **National Garden Week, Sarah McReynolds, Chairman**



*The following link will take you directly to a fillable and printable poster for NGC National Garden Week, along with the second link for the Proclamation from NGC President Mary Warshauer for June 4-10, 2023. Print them out and use them to promote National Gardening Week.*

<https://www.gardenclub.org/sites/default/files/2021-09/fillable-ngw-poster-2022.pdf>

[https://www.gardenclub.org/sites/default/files/2021-09/ngw-proclamation-2022\\_1.pdf](https://www.gardenclub.org/sites/default/files/2021-09/ngw-proclamation-2022_1.pdf)



# The Ten Commandments For A Quality Environment

THOU SHALT REMEMBER THAT IT IS NATURES WORLD, NOT MANS

Man is a part of nature, not in command of nature. Nature is above man, not man above nature.

Nature supports and sustains man. Man must work with nature, not against it.

THOU SHALT NOT FORGET THAT IT IS A FINITE WORLD, NOT INFINITE

The universe may be infinite but the Earth is definitely finite. It has a limited oxygen supply, limited soil and food potentials, limited water. Consequently, the concept of an ever increasing Gross National Product and population is simply impossible.

THOU SHALT REMEMBER THAT NATURE WORKS IN CYCLES, OFTEN VERY SLOWLY.

By contrast, man tends to think in straight lines and for short terms. Nature has the carbon cycle, the nitrogen cycle, the various geological cycles, the food chain cycles and the birth, maturity, and death for each species. Man must learn to recycle every possible product he produces; paper, cans, cars, glass, and all the rest.

THOU SHALT NEVER FORGET THAT THERE ARE RENEWABLE AND NONRENEWABLE RESOURCES.

Nonrenewable resources such as coal, oil and gas when used are gone forever as far as man is concerned. Renewable resources such as water, soil, crops and many recyclable industrial products can be used again and again, indefinitely, if there is careful conservation planning.

THOU SHALT REMEMBER THE REAL DANGERS OF TECHNOLOGY

There are the waste of nonrenewable resources, the failure to recycle and the production of deadly poisons that tend to accumulate in the environment to levels dangerous to man, animals and plants.

THOU SHALT THINK NATURES THOUGHTS NOT MANS

Nature's time spans are long. Man tends to think in relation to his own short life. He usually thinks selfishly. We must learn to think for our children and their children, for the animals and plant, and for many years to come, using nature's time clock, not ours.

IF THOU WILT PROTECT NATURE FAITHFULLY, NATURE WILL IN TURN PROTECT THEE.

Soil needs to be covered with a rich mantle of grass and trees. Cover helps absorb, hold and purify water; hold nutrients for production of man sustaining plants and animals and prevent erosion.

THOU WILT BE JUDGED BY WHAT YE ADD TO THE WORLD NOT BY WHAT YE TAKE FROM IT

The "fast buck" attitude is an abomination to nature. Ecologically sound management not only produces MORE in the long run, it also provides beauty in the form of aesthetically pleasing landscapes. If we endeavor to take too much from the land at once, we render it useless and ugly.

THOU SHALT REMEMBER THAT ANIMALS ARE AS IMPORTANT AS MAN AND PLANTS EVEN MORE SO.

Plants were here long before most animals and all animals were probably here before man. Man is completely dependent upon plants and animals for food, his oxygen, and much of his inspiration. It is therefore necessary to protect and preserve wild animals and make sure that they get the necessary food, permanent cover and water. All animals, like man, are ultimately dependent on plant for sustenance.

THOU SHALT REMEMBER THAT A QUALITY ENVIRONMENT IS ESSENTIALLY SPIRITUAL.

A quality environment is built around the love of nature and nature's God; the love of beauty; love of animals and plants; the love of peace and quiet. These beliefs are closely akin to religious conviction and they will create and keep a quality environment. Consequently, the achievement of a quality environment is essentially a spiritual achievement not just material achievement.

*Alabama State Department of Education , Community Education Section*

*Source: Bulletin Board, Vogel State Park, Blairsville, Georgia*

*Distributed by: National Council of State Garden Clubs, Inc., Environmental Studies School "The Living Earth"*





# Cushing Gladiolus and Tulsa Garden Clubs

Present



**SERIES Z-001 COURSE 4**

***The Living Earth***

**March 31 and April 1, 2023**

**Via Zoom**

**NGC ENVIRONMENTAL SCHOOL**

**ALL STUDENTS NEW TO ZOOM MUST ATTEND ZOOM TRAINING**

**7 – 8 p.m., March 29, 2023**

**ALL TIMES CENTRAL**

**(ESS Brochure attached to this Communicator)**

## SCR Director's Special Project, Nancy Rana, Chairman

Greetings!

The South Central Region Director's Project, "Fun With Pollinators", focused on educating our youth about pollinators and their importance in our world today. The deadline of December 1, 2022 has passed. We truly appreciate those who submitted applications for the project.

As a reminder, the project consisted of two awards. The garden club sponsoring the best youth pollinator garden will receive a \$100 award and the club sponsoring the best youth project receive a \$100 award. Rose Knight, SCR Director, will present the awards at the SCR Convention in Oklahoma City in April.

We look forward to seeing all of you there!



## SCR LIFE MEMBERSHIP CHAIRMAN, Mary Ann Holman

**JOIN the GROWING NUMBER OF SCR Life Members and Purchase Your Life Membership or Give one as a Out going Gift, and Incoming Gift, A Gift for a Friend, or a Just Because Gift!**

**ONLY \$50 + PIN \$ 5 = \$ 55**

(available with a magnet back or standard pin back)

*All proceeds from the SCR Life Membership sales now go to the \$1000 SCR Scholarship given in the second year of a term (Which will be 2023).*

### **Order from:**

**Mary Ann Holman**, SCR Life Membership Chairman  
 505 S. First Street, Walters, OK 73572-2209  
 580-875-3720 or 580.875.3720  
 Email: mholmanoklahomagardenclubs@aol.com



# SOUTH CENTRAL REGION

(Arkansas, New Mexico, Oklahoma & Texas)

## SCR DIRECTOR'S PROJECT

### FUN WITH POLLINATORS

Date of Application: \_\_\_\_\_ Name of State Garden Club: \_\_\_\_\_

Applicant (Club name): \_\_\_\_\_

Contact (Name of individual representing club): \_\_\_\_\_

Email: \_\_\_\_\_ Phone #: \_\_\_\_\_

New Project: Yes \_\_\_ No \_\_\_ Beginning date: \_\_\_\_\_ Completion Date: \_\_\_\_\_

Description of Project resulting in the best pollinator garden or pollinator project by a Youth Garden Club or other youth organization.

---



---



---



---



---



---



---



---



---



---

List of garden club members and youth involved:

---



---



---



---



---



---



---



---



## Are you In Touch with the World? *By Idalia Aguilar*

You might be, that is if you already have any type of internet connectivity! Perhaps this is a silly assertion, but I think you would agree that the internet has opened to us, a new wide window that supports human communications via social media, email, zoom presentations, news-groups, and chat rooms.



How do we get connected to the internet?

Easily, once you have a digital phone or computer or tablet and get internet access that's offered by cable, phone, or satellite service. You don't need much additional hardware to begin establishing your own network connections, and best thing is, that this can be done from the comfort of your home. It takes just a click, and you can connect to the never-ending data that is available.

This extraordinary experience will enrich your life, giving you the research tools for getting information about your interests and hobbies. In addition, it will allow you the freedom to visit most of the world's museums, ancient and modern gardens, and worldwide historical locations. Truly you will never have to feel alone, for approximately 90% of Americans and 64% of world's population is using the internet to "keep in touch" with family, for research, business or for online E-Learning!

When I'm asked the reason why I promote the internet, my reply is that serving as NGC International Liaison, the internet offered the means to successfully promote our NGC four Schools in the American continent. The E-Learning platforms have been easy to establish, since it requires the use of only two, but very effective teaching methods:

The *Asynchronous method*, a self-study system in which instructors previously send to students, study Links and an open book test. The Links usually are internet articles and videos. The self-evaluation open book test helps student to study the class content and is part of their final grade. This method allows students to self-study for three weeks before even attending the online class!

The *Synchronous method* is the online Zoom Platform or interactive classroom, which allows communications between instructors and students. The platform offers many teaching activities, recorded or live videos and "study rooms" where students can have question and answer periods.

Would you or your Garden Club like to get involved in using the internet? Go to our NGC website, download the NGC Directory, and look up the name of the Virtual Resources Chairman, and the other five Vice-chairman, who are friendly and knowledgeable ladies, that will gladly help you "open the new wide window" ....so soon you can also be in touch with the World!

## Wildlife, Terri Waterman, Chairman

### Getting Your Garden Ready for Spring Wildlife

As late Winter merges into early Spring, and the weather goes through some untimely changes, it can be difficult not just for your garden plants but for wildlife as well. There are a few garden tasks you can do – and not do - this time of year to help prepare your garden to protect, attract and enhance the environment for your local wildlife.

- Do wait to clean up piles of leaves, logs or compost as they may be home to hibernating animals, insects or even small birds. Rule of thumb is to wait until it has been 50 degrees for several weeks. This is when insects awake from winter hibernation. If you must remove leaves and dead stalks before then, carefully pile them in an undisturbed area of the garden. As well as protecting pollinators, the emerging insects are a primary food source for birds in the spring. Insect cocoons or eggs you might find on last season's stems in Spring can include:

Butterflies including Mourning Cloak, Question mark, Eastern Comma

Praying Mantis

Ladybugs inside seed pods

Additionally, dead seed heads can be a valuable food source and nesting material for birds.

- Do trim hedges and trees before nesting seasons begin for birds (usually between March and August) to avoid damaging or disturbing nests and young.

- Ensure that your wild birds are well catered for by providing both supplemental food and water:

The very end of winter is the time when many species are at their most vulnerable but this is when they must find the energy to sing and stake out their territories to prepare for breeding. Wild berries will be depleted now, insects are few and far between and frozen soil may keep potential food away from small beaks. Supplementary feeding with mixed seeds, mealworms and peanut butter is vital to bird survival now. There has been some back and forth on peanut butter and wildlife but the most recent studies show that nutrients in peanut butter are good for wildlife and potential risks are small – it is suggested you might want one with the fewest additives but basically, if you can or will eat a certain brand it will be fine for wildlife. So go ahead and keep it in your homemade suet mix, smear it on tree bark or slather it on pine cones and dip in birdseed. Your woodpeckers, nuthatches and blue jays will love you.

It is still very important this time of year to make sure and provide fresh, unfrozen water. There are great solar heaters that can keep birdbaths from freezing or just break up ice and top off the water every morning.

## Wildlife (continued)

This is a good time to thoroughly clean your birdbaths or other water sources being used for wildlife. At the end of winter, some people will use a 1 part bleach to 9 parts water solution, letting it sit for up to 15 minutes, and then thoroughly scrubbing and rinsing. This will get rid of any bacteria and/or algae that accumulated over the winter. Then on a weekly basis they will use a non-toxic solution of one part distilled white vinegar to nine parts water and scrub the basin, lip, and any area of the birdbath where birds can land, perch, drink or bathe. If you need to let any solution set for a very dirty vessel, make sure to cover so that birds can't access the bath. Then thoroughly scrub and rinse your birdbath before refilling with fresh water. If you don't like using any bleach simply use the vinegar solution all year.

- Now is a great time to immerse yourself in those plant catalogs, whether paper or online, and try to add some new native and/or pollinator plantings to your garden every year.

*Happy Gardening!*

## Recycling, Carol Moore, Chairman

### **FACTS ABOUT MATERIAL WASTES & RECYCLING:**

under Recycling — paper and paperboard account for 67%, metals 13%, and glass, plastic, wood less than 5% each. The trend in recycling of paper and paperboard is up to 68%, glass 25%, plastics 9%, yard waste 63% and lead-acid batteries 99%.

### **FACTS TO MAKE YOU THINK ABOUT YOUR TRASH:**

- 90% of solid waste does not get recycled in the US
- Plastics cause more than 80% of the negative effects on animals associated with ocean trash.
- 5 recycled plastic bottles can make fiberfill for a ski jacket.
- The amount of plastic film and wrap produced annually could shrink-wrap the State of Texas.
- An estimated 80% of all glass containers recovered for recycling are re-melted in furnaces and used to manufacture new glass containers.
- The majority of junk mail ends up in landfills.
- Americans use 650 lbs. of paper a year — Each.
- A single recycled plastic bottle saves enough energy to run a 100 watt bulb for 4 hrs.



## Environmental, Sarah McReynolds, Chairman

### Fast Fashion

Fast fashion is a term used to describe the clothing industry's business model of replicating recent catwalk trends and high-fashion designs, mass-producing them at a low cost, and bringing them to retail stores quickly, while demand is at its highest. Wikipedia

What is fast fashion and why is it so harmful?

**Fast fashion has an enormous environmental footprint for both its production and disposal.** Clothing production requires a considerable amount of energy and resources, while it depends on toxic fabric dyes and other chemicals that contaminate fresh water. Fashion produces a tenth of the world's carbon emissions.

What is fast fashion and why is it so bad?

Fast fashion's cost to garment industry workers. Most of the workers are underpaid women and children that are exposed to dyes and chemicals.

**Environmental impact of fast fashion** Fast fashion has an enormous environmental footprint for both its production and disposal. Clothing production requires a considerable amount of energy and resources, while it depends on toxic fabric dyes and other chemicals that contaminate fresh water. Fashion produces one tenth of the world's carbon emissions. Producing a pair of jeans emits as much carbon as driving a car 80 miles. But fashion has an even more staggering impact on freshwater supplies because the same pair of jeans would require 2,000 gallons of water. Textile dyeing produces 20 percent of global wastewater, the second most polluting industry for water. This wastewater is released directly into rivers and streams, raising the risk of exposure to heavy metals for both people and animals in the surrounding areas.

Agricultural crops are the other environmental concern. Non-organic cotton, one of the most commonly sold fabrics, depends on intense water and pesticide use.

On the disposal side of the life-cycle of clothing, huge amounts of waste are produced. Every second, enough clothes to fill a garbage truck full is either burned or sent to a landfill. Some companies, such as Burberry, have also come out about their standard practices of burning unsold garments at the end of a season to eliminate the discount market of their clothing.

We're simply wearing our clothes for a shorter period of time. Each American throws away 80 pounds of clothing per year on average. The other issue with wasted fabric is that the cheap polyester textiles used in so many fabrics are releasing microfiber plastic into the waterways each time we wash them. Non-biodegradable microplastics have entered the food chain and human water supplies, posing a still unknown overall risk to human and species health



## Oklahoma's Northeast District

In 2019 Oklahoma's Northeast District started using Zoom to keep in touch with our members. The District President bought a domain and shared it with all our clubs so that they could continue to have monthly meetings or weekly as some of the larger clubs needed. We have continued with this process. Tulsa Garden Club now hosts Hybrid workshop meetings every two weeks open to all and free of charge. They also have Hybrid monthly meetings. This way those members who work can attend and see the outstanding programs. Tulsa now has its own domain.

Tulsa Garden Club began these workshops in 2021 to entice and educate our new members but find that we have good participations from veteran members as well, even in the summer when the Club is not having monthly meetings.

We held a Horticulture Specialty Show in October 2022, "Oklahoma Grows", and began workshops in July of that year to prepare and advise entrants. This coming March will be the Design Specialty Show, "Oklahoma Shows". The schedule was completed in October so the workshops could reflect the designs that were going to be a part of the show to be held March 25, 2023, at the Tulsa Garden Center. This year the judges will be from Kansas and Texas. The education committee also writes monthly articles for the newsletter "Garden Talk" which contains a lot of gardening education. We also have a "Member Monday" bi-weekly email newsletter keeping us up to date with our calendar, programming and NGC blasts.

Our workshops are called "Hump Day" because we hold them on Wednesdays. There are three presenters per workshop, generally flower show judges and experienced designers. Each does a different design from the schedule and explains the rationale and requirements for the design. Members and guests on the Zoom feed can also ask questions. Average in-person attendance for the workshops is 15-18 attendees.

Our contact information can be found at [www.TulsaGardenClub.org](http://www.TulsaGardenClub.org) along with our flower show schedule. Check it out and come visit us anytime online or in person.



The Team.



Linda Smith a new judge, was explaining how to she arrived at a featured flower design. During a Hump Day Workshop.



Rose Schultz, a flower show judge, Shows how to decorate a bird house, during a Hump Day Workshop.

## Smokey Bear/Woodsy Owl Poster Contest, Jennifer Moreno, Chairman

The 2023 Smokey Bear/Woodsy Owl Contest officially ended on January 20<sup>th</sup>. I anticipate receiving posters at the South Central Regional (SCR) Level this month, in late February. The SCR poster contest winners will then be announced.

In anticipation of next year's contest, children from first through fifth grade will be invited to participate in the 2024 National Garden Clubs, Inc. Smokey Bear/Woodsy Owl Poster Contest this Fall. For complete rules, ideas, etc...go to the NGC website at [www.gardenclub.org](http://www.gardenclub.org) and then go to Youth Contests>Smokey Bear Poster Contest. Next year's contest information will be uploaded there in a few months and it provides invaluable information about the contest requirements as well as helpful tips for submitting posters. As always, please feel free to contact me if you have any questions! I'm here to help!



## Horticulture, Mary Ann Moreno, Chairman

Let's celebrate Winter by growing African Violets. They are beautiful and with all the colors of the rainbow to choose from, you will have a bright spot in your home.

Some useful information that has been included in this article has been provided by the Albuquerque African Violet Club. I think its time to have some FUN! Think about joining forces and starting our own South Central Region African Violet Club. If interested, email your state, name, phone number and email address to me, Mary Ann Moreno at [jbmamoreno@gmail.com](mailto:jbmamoreno@gmail.com).

We can have a round robin where everyone submits their ideas or advise, and/or a club meeting by ZOOM. Let me hear from you!! I will send you some African Violet leases to start your own African violets when the weather warms up, plus instructors on how to start growing African Violets from leaves.

I'm very excited! LET'S DO THIS!!



4" Standard African Violets



## Tips for Growing African Violets in the Desert

Distributed by the Albuquerque African Violet Club

[www.albuquerqueafricanvioletclub.org](http://www.albuquerqueafricanvioletclub.org)

1. **SOIL** – The kind of soil you buy at most nurseries for African violets is very heavy and does not work well in our climate. African violet soil mixed with an equal part of perlite or Volkman's Potting Soil (sold by the Albuquerque African Violet Club) is recommended. Alternatively, the following is a light, soilless recipe that works well with the wick watering method (see "Watering Methods"):

- 1 part sphagnum peat moss
- 1 part vermiculite
- 1 part perlite
- Small amount of charcoal

The following is a soilless recipe that works well with top or bottom watering:

- 2 parts sphagnum peat moss
- 1 part vermiculite
- 1 part perlite
- Small amount of charcoal

2. **CONTAINERS** – Clean, shallow, plastic containers work best. Violet roots dry out too easily in clay pots. Their roots like to be crowded. A general rule of thumb is: The pot size should be 1/3 the diameter of the plant. A typical 12" violet would grow best in a regular 4" pot.
3. **FERTILIZER** – Fertilizers sold in stores specifically made for African violets are okay, but won't give you the results you are looking for. Fertilizers with formula numbers of 15-30-15 and 20-20-20 work well. Use ¼ t. per gallon of room temperature water each time you water.
4. **TEMPERATURE** – Violets like a comfortable, steady temperature in the range of 65 to 80 degrees. They don't like to get hot or chilly. A low speed fan helps to provide good air circulation. Avoid cold drafts.
5. **WATERING** – Top watering, bottom watering, and wick watering all work well with violets. All methods must be used with care - over-watering is one of the fastest ways to kill a violet. Use water that has not been softened and is room temperature. Let chlorinated water set for 24 hours to allow the chlorine to evaporate out. If using bottled water, drinking water may work better than distilled water (the pH can vary widely in distilled water because there is no mineral content to buffer it all).
6. **LIGHT** – Another fast way to kill or damage a violet is to set it in direct sunlight with a Southern exposure on a hot day! Year round, the North or East window is best. If you have an overhang or sheer curtain on a South window, it may be okay. If you use fluorescent lighting, turn the lights on for 10 hours a day, preferably at night when it's cooler.

## Watering Methods

Distributed by the Albuquerque African Violet Club  
[www.albuquerqueafricanvioletclub.org](http://www.albuquerqueafricanvioletclub.org)




### Top Watering

Water when the top soil feels dry. Add fertilized water until water starts to drain out of the bottom of the pot. Do not allow water to get into the crown (center) of the plant. If it does, gently blot with a tissue.

### Bottom Watering

Water when the top soil feels dry. Fill saucer with fertilized water and let stand 30 minutes. Pour out any water remaining in the saucer after that time.



### Wick Watering

Put moistened acrylic yarn or thin, nylon cord or panty hose strip through soil and out of bottom of pot. Set the plant on a reservoir (purchased reservoir or one made from a small container such as a margarine container), making sure that the wick is dangling down into the water. Add fertilized water (1/4 tsp. fertilizer per gallon) each time when refilling the reservoirs. Do not allow reservoir to go dry.

## Herbs, By Sherie Clarkson, Chairman

### A Beginner's Guide to Potpourri

One of the first projects an herb gardener will attempt with the harvested herbs collected from their garden will probably involve some sort of potpourri mixture. And whether they have a huge herb garden or several small pots, there is a potpourri recipe that will fit their needs. The hardest step in making potpourri is learning how to spell the word.

Potpourri, a French term, means "rotten pot" in reference to the original formulas consisting of aromatic pickled flowers and leaves that were crumbly and decayed in appearance. There are two types of potpourris, dry and moist. Most of the potpourri made is of the dry variety because it lasts much longer. However, if you want to scent a large space quickly try the moist version.

First, the gardener needs to gather the ingredients. Potpourri much have one or more elements from each of the following five categories to have a lasting fragrance. Really fine potpourris have one predominant aroma and many subordinate ones, with some of the most expensive having up to 150 fragrances. But for most beginners, it is best to stick to a few until they have discovered the blends that they like.

**Fragrant Leaves** - roses, mint, lemon balm, lavender, scented geraniums, marjoram, rosemary, lemon verbena, thyme, bay leaves, costmary and sweet woodruff.

**Spices & Seeds** - allspice, anise, nutmeg, mace, cloves, star anise, coriander, cinnamon, cardamon, lemon peel, orange peel and vanilla bean.

**Oils, Essential or Fragrance** - ambergris, jasmine, musk, rose, bergamot, lavender, neroli, rose geranium, cinnamon, lemon, sweet orange, sandalwood, clove, lime, bitter orange, ylang-ylang

**Fixatives** - orris root, benzoin, cellulose fiber, calamus, tonka bean, vetiver, myrrh, oakmoss, frankincense.

**Petals and Leaves for Color** - pansies, calendulas, carnations, rose leaves, tulips, larkspur, amaranth, ferns, daffodils, asters, geraniums, nigellas, salvias, delphinium. Feverfew, uva-ursi (bayberry)

Tools that are needed can be found in the kitchen or purchased in most grocery stores. If the gardener wants more than small batches, purchase 5-gallon food-grade plastic storage pails. Before starting this project, make a storage space for the finished products as they will take up some room. Might be a good time to clean out a linen or clothes closet.

Items considered necessary include an old three-speed blender (for cracking whole spices), several old measuring cups and set of spoons, clean glass jars (one-quart mayo jars are just fine for a small batch), flat wooden paddles or spoon for stirring, dieter's scales for measuring ounces, and cheap glass eyedroppers. Ideally, use a clean one for each oil.



## **Herbs Continued**

The dry method is the usual way to mix potpourri. Simply measure out the botanicals, add the properly prepared spices, then stir in the oils and fixatives. All dry potpourris need to age at least three weeks to mellow and tone down. Shake it daily and let it rest in a dark space.

Here are some basic recipes to get the beginner started. Once learning the basic steps, the gardener can go on to create many different personal mixtures, It is all up to the individual.

### **Lavender Bouquet**

4 cups lavender flowers	1 vanilla bean
1 cup oakmoss	½ cup orris root
4 teaspoons cracked cloves	1 teaspoon each oils of
2 teaspoons cracked allspice	lavender and bergamot
½ cup crushed Ceylon cinnamon	

Combine the first five ingredients in a gallon jar. Cut the vanilla bean into small pieces and add. Stir in all well. Scatter the orris root on surface and add the oils. Now stir very well, cover and let age.

### **Spicy Lemon Verbena Potpourri**

2 cups lemon verbena leaves	1 tablespoon benzoin granules
1 cup calendula petals	½ cup cellulose fiber
½ cup crushed Ceylon cinnamon	½ teaspoon best lemon verbena oil
2 tablespoons cracked cloves	

Allow the oil and cellulose to blend for 24 hours. Combine all other ingredients, shake well and age. If at end of the three weeks the fragrance is not quite strong enough, add more oil and more cellulose fiber.

### **Cottage Garden Blend**

2 cups dried rose petals	1 cup dried rosebuds
2 cups dried lavender flowers	1 cup dried mint leaves
½ cup dried daisy flowers	1 cup dried larkspur flowers
1 cup dried bergamot leaves	3 tablespoons orris root powder
3-4 drops rose of lavender essential oil (optional)	

Mix the ingredients in a large bowl, then cover and store in a dry, dark place for 4 weeks to cure.

### **Simmering Potpourri**

Keep this mixture on the kitchen counter. When simmered on the stovetop, it will lend a warm, uplifting aroma and a cozy feel to the home.

4 whole nutmegs	½ cup star anise
½ cup cardamon pods	½ cup allspice berries
½ cup dried orange peel	2-3 drops essential oil of orange (optional)

Mix ingredients in a large bowl. Pour into an airtight container for storage or place in a large glass jar. To use. Add ½ cup of potpourri to 4 cups water. Heat gently on low heat but do not boil. Add more water if needed. Mixture will scent the air for several hours. Discard after use. Yield – 3 cups.

**CALENDAR OF UPCOMING EVENTS AROUND THE REGION:**

- ◆ **March 31 & April 1, 2023**      **Environmental School 4, OK  
ZOOM Course**
- ◆ **April 17-19, 2023**      **SCR Convention, Oklahoma City, OK**
- ◆ **July 22, 2023**      **Flower Show Procedure Course II—Zoom  
New Mexico Judges Council  
Sandrego@aol.com**
- ◆ **July 29 & 30, 2023**      **Flower Show School II, ABQ, NM  
New Mexico Judge Council  
Sandrego@aol.com**

**Is your state planning a school, event or symposium that we can add to the SCR calendar?? If so, please submit the dates and description to the editor, Suzy Andrego**

**The South Central Region Website address: [scrgardenclubs.org](http://scrgardenclubs.org)**

**To access the Members Section use the password - “**FUTURE**”**

**South Central Region is also on Facebook and Twitter!**

**South Central Communicator Editor**

Suzy Andrego

Communicator Email address: [Sandrego@aol.com](mailto:Sandrego@aol.com)

COMMUNICATOR ARTICLE DUE DATE	COMMUNICATOR PUBLISH DATE
February 1	February 15
June 1	June 15
October 1	October 15